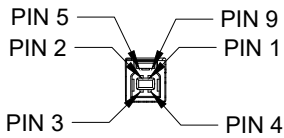


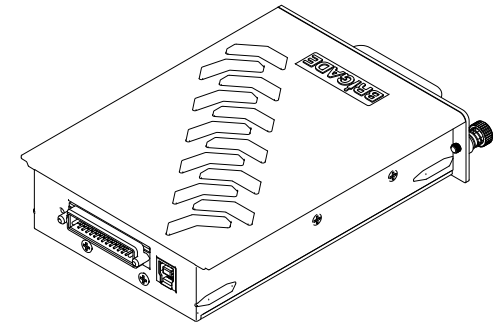
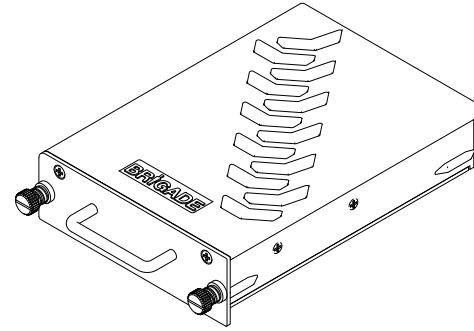
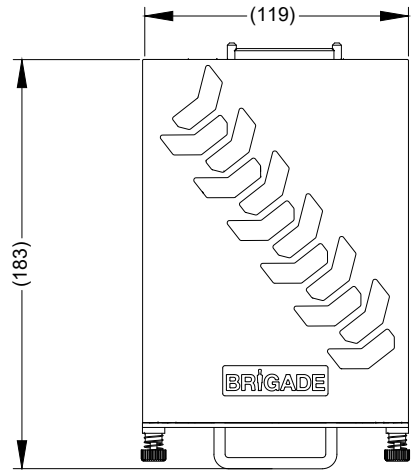
Revision Notes				
R1 -				
APA: -	Drawn:-	Checked:-	Approved:-	Date: -

VIEW A

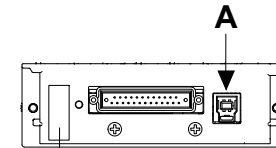
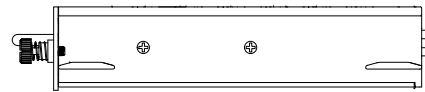
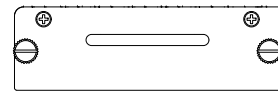
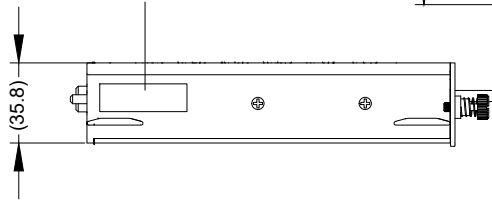


9-PIN FEMALE USB-B MATING FACE


PIN #	DESCRIPTION
1	+5V
2	USB DATA -
3	USB DATA +
4	GND
5	SS TX -
6	SS TX +
7	DRAIN GND
8	SS RX -
9	SS RX +



PRODUCT NUMBER LABEL LOCATION



SERIAL NUMBER LABEL LOCATION



- NOTES:
1. NOT BACKWARDS COMPATIBLE WITH MDR-40XXX-XXXX.
 2. FOR ALL LABELS AND PACKAGING REFER TO MASTER BOM.
 3. HDD STORAGE NOT INCLUDED INSIDE MOBILE CADDY UNIT.
 4. ANY CUSTOMER MODIFICATION OF THIS PRODUCT CAUSING SUBSEQUENT FAILURE IS NOT A LIABILITY OF BRIGADE ELECTRONICS GROUP PLC.

PROPRIETARY NOTICE

THIS DESIGN AND TECHNICAL INFORMATION APPEARING ON THIS DRAWING IS THE PROPERTY OF BRIGADE ELECTRONICS, AND IS DISCLOSED IN CONFIDENCE. IT IS NOT TO BE COPIED, REPRODUCED, REVEALED TO OR EXPROPRIATED BY OTHERS, EITHER IN WHOLE OR IN PART WITHOUT THE EXPRESS WRITTEN CONSENT OF BRIGADE ELECTRONICS.



Assembly Pl Approval SOFIA ZHANG	Approved by B. JOHN	Checked by R. BATES	Drawn by L.PILLAY
Angle of Projection 	Units mm	Scale N/A	Released 07/09/17
	Status RELEASED	Assembly Ref MDR-500-CAD	
	Part No 5133	BE-003730-00-17	